









24V LED Drivers

Constant Voltage Drivers









LEDs using these drivers require a 24V DC constant voltage input with a parallel wiring method. Max 10m.

Example fittings that use these drivers include: LD Picture Light, LD Flexi, LD11, LD Line 15, LD22

| 24V Constant Voltage Drivers |  |  |  |  |  |  |  |
|---------------------------------|---|---|---|---|--|---|---|
| | TXDA24008 | TXDTC24020DIM | TXDTC2402DALI | TXDO24020 | TXDO24075 | TXDL24150 | TXDL24200 |
| Output Power (W) | 8W | 20W | 20W | 20W | 75W | 150W | 200W |
| Dimmable | use with Dimming Controller | Integrated Dimming controller | Integrated Dimming controller | use with Dimming Controller | use with Dimming Controller | use with Dimming Controller | use with Dimming Controller |
| Output Voltage (V) | 24V DC | 24V DC | 24V DC | 24V DC | 24V DC | 24V DC | 24V DC |
| Dimensions L x W x H (mm) | 68 x 35 x 21.5 | 108 x 52 x 22 | 108 x 52 x 22 | 109 x 50 x 35 | 220 x 46.2 x 43.6 | 300 x 65 x 42 | 300 x 65 x 42 |
| IP Rating | Drivers can be supplied in an IP rated box for use in wet environments. | | | | | | |

| 24V Constant Voltage Mains Dimmable Drivers |  |
|---|---|
| | TXDEC24050PHD |
| Output Power (W) | 50W |
| Dimmable | 240V leading edge dimmable |
| Output Voltage (V) | 24V DC |
| Dimensions L x W x H (mm) | 174 X 61 X 24 |
| IP Rating | Drivers can be supplied in an IP rated box for use in wet environments. |

Please Note: Dimming drivers must be tested with control systems to assess compatibility.

| 24V Dimming Controllers |  |  |  |  |  |  |  |  |
|----------------------------|---|--|--|---|--|--|--|--|
| | TXDO-DIM | TXDO-DIM DALI | TXDO-DIM RGB | TXDO-DIM RGB DMX | TXDEL-DIM | TXDEL-DIM DALI | TXDEL-DIM DMX | TXDEL-DIM DMX 2CH |
| Output Power (W) | 0 - 120W | 0 - 120W | 3 x 48W | 3 x 48W | 192W | 192W | 192W | 192W |
| Number of Channels | 1 | 1 | 3 | 3 | 1 | 1 | 1 | 2 |
| Dimmable | 1 - 10V (0 - 100%) | DALI (0 - 100%) | 1 - 10V (0 - 100%) | DMX (0 - 100%) | 0-10V (0 - 100%) | DALI (0 - 100%) | DMX (0 - 100%) | DMX (0 - 100%) |
| Output Voltage (V) | 24V DC | 24V DC | 24V DC | 24V DC | 24V DC | 24V DC | 24V DC | 24V DC |
| Dimensions L x W x H (mm) | 172 x 42 x 20 | 172 x 42 x 20 | 172 x 42 x 20 | 172 x 42 x 20 | 153 x 50 x 23 | 153 x 50 x 23 | 153 x 50 x 23 | 153 x 50 x 23 |
| IP Rating | Dimming controllers can be supplied in an IP rated box for use in wet environments. | | | | | | | |