









24V LED DRIVERS








Constant Voltage Drivers

LEDs using these drivers require a 24V DC constant voltage input with a parallel wiring method. Max 10m.

Example fittings that use these drivers include: LD Picture Light, LD11, LD Line 15, LD22

24V Constant Voltage Drivers							
	TXDA24008	TXDTC24016DALI	TXDTC24020DIM	TXDTR24035S	TXDTR24060S	TXDTR24100S	TXDTR24200S
Output power (W)	8W	16W	20W	35W	60W	100W	200W
Dimmable	use with Dimming Controller	Integrated Dimming (DALI) controller	Integrated Dimming (1-10) controller	use with Dimming Controller	use with Dimming Controller	use with Dimming Controller	use with Dimming Controller
Output voltage (V)	24V DC	24V DC	24V DC	24V DC	24V DC	24V DC	24V DC
Dimensions L x W x H (mm)	60 x 35 x 22	111 x 52 x 22	111 x 52 x 22	142 x 43 x 30	225 x 43 x 30	295 x 43 x 30	325 x 43 x 30
IP rating	Drivers can be supplied with an IP rated box for use in wet environments (sold separately).						

24V Constant Voltage Mains Dimmable Drivers	
	TXDEC24050PHD
Output power (W)	50W
Dimmable	240V leading edge dimmable
Output voltage (V)	24V DC
Dimensions L x W x H (mm)	174 X 61 X 24
IP rating	Drivers can be supplied with an IP rated box for use in wet environments (sold separately).

24V Dimming Controllers							
	TXDO-DIM	TXDO-DIM DALI	TXDEL-DIM	TXDEL-DIM DALI	TXDEL-DIM DMX	TXDEL-DIM DMX 2CH	TXDEL-DIM RGBW DMX
Output power (W)	0 - 120W	0 - 120W	192W	192W	192W	192W	4 x 36W
Number of channels	1	1	1	1	1	2	4
Dimmable	1 - 10V (0 - 100%)	DALI (0 - 100%)	0-10V (0 - 100%)	DALI (0 - 100%)	DMX (0 - 100%)	DMX (0 - 100%)	DMX (0 - 100%)
Output voltage (V)	24V DC	24V DC	24V DC	24V DC	24V DC	24V DC	24V DC
Dimensions L x W x H (mm)	172 x 42 x 20	172 x 42 x 20	153 x 50 x 23	153 x 50 x 23	153 x 50 x 23	153 x 50 x 23	153 x 50 x 23
IP rating	Dimming controllers can be supplied with an IP rated box for use in wet environments (sold separately).						

Please Note: Dimming drivers must be tested with control systems to assess compatibility. Dimming range can vary depending on the manufacturer of the dimmer / control system.