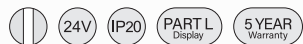


LR17 INTERIOR LINEAR RIGID



R + R



**Colour-Matched. Precision-Cut. Quality-Assured.
Built to Blend. Install-Ready.**

Trusted by designers for precision, consistency, and total system integration. Our updated and extended Linear range brings that same expertise to flexible and rigid luminaires, giving you the freedom to create clean, continuous lines of light, perfectly matched in colour, quality, and performance across every application

The LR17 is a versatile rigid linear profile designed to match the LF16D, delivering smooth, uniform lines of light with exacting colour consistency and a discreet architectural finish.

Built for uniformity, reliability, and visual control, the LR17 integrates seamlessly with its flexible counterpart to ensure continuity across every detail of the design.

Engineered, cut, and tested in-house, it provides up to 2m of continuous light, precision-cut to 1mm accuracy and supplied as IP20 for interior architectural applications.



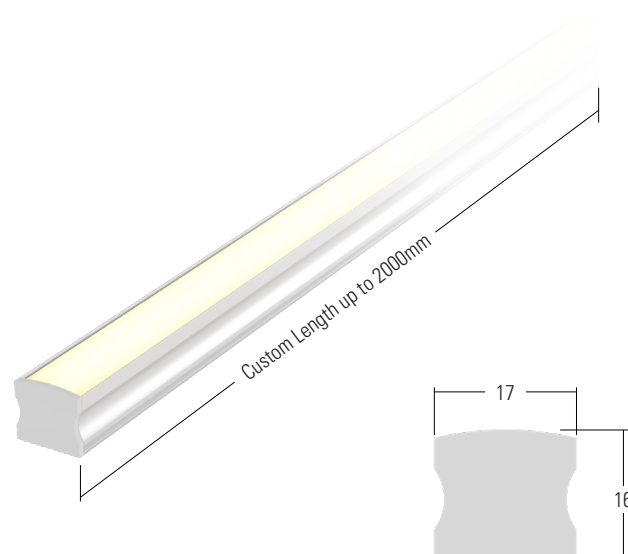
KEY FEATURES

- > Colour-matched to the full LightGraphix range for uniform illumination across all luminaire types
- > Slim, low-profile with a 16mm light-emitting surface
- > 24V DC system allowing long lengths from a single driver
- > Colour-matched LEDs within 2-step MacAdam ellipse
- > Continuous lengths up to 2m; 1mm cut accuracy
- > Wide CCT range from 2200K - 6000K
- > Wide ambient temperature range from -20°C to 55°C
- > IP20 as standard
- > Matching flexible profile: LF16D
- > Range of mounting options
- > Dimming: 0-10 V, DALI, Casambi, DMX, Mains
- > Cut, finished, and tested in the UK









DIMENSIONS

Dimensions in mm

For full dimensions please go to page 3.



WHITE LED ENGINE SPECIFICATION

Engine	 LT500	 LT900	 LT1400	 LT2000
Colour temperature*	2200K, 2400K, 2700K, 3000K, 4000K, 5000K	2200K, 2400K, 2700K, 3000K, 4000K, 5000K	2200K, 2400K, 2700K, 3000K, 4000K, 5000K	2200K, 2400K, 2700K, 3000K, 4000K, 5000K
Typical LED Circuit Wattage/m	3W	6W	9W	13W
Delivered lumens (L ₁₀₀)*	227	681	1022	1413
Delivered lm/Circuit W**	69	103	102	99
Source LED lm/m	494	987	1481	2048
Source lm/W	165	165	165	158
Forward voltage (V ₁₀₀)	24V			
CRI	90+			
LOR	0.46			
Colour Consistency	2 SDCM			
LED Lifetime	L80B50 at 50,000hrs			
Applications	   			

These values are based on LR17/3000K/1000mm

*See lumen variance table to the right for lumens apply across all colour temperatures

**LED wattage includes losses associated with using a 90% efficient driver

Lumen variance by CCT	
2200K	-20%
2400K	-11%
2700K	-4%
3000K	0%
4000K	3%
5000K	6%


MECHANICAL

Ambient temperature	-20°C to 45°C*
Materials	Anodised Aluminum 6063 profile, polycarbonate Opal Diffuser, polycarbonate end caps, Stainless steel brackets
Weight of product (per m)	0.22Kg/m
IP rating	IP20
Cable	Pre-Wired 2 core silicon cable 1000mm**
Wiring	Parallel constant voltage wiring 24V
Max. Installed Length	2m












*For higher temperatures please contact sales@lightgraphix.co.uk

**Custom length on request

ENVIRONMENTAL

TM65	Available on request
TM66	1.9
Repair + Refurbish	 <p>This product is included in our Repair and Refurbish scheme. This offers customers the ability to send back products to us for repair or refurbishment to extend their life without having to buy new fittings.</p>

LINEAR RIGID RANGE OVERVIEW

	LR12	LR12T	LR16C	LR17	LF20
					
Size	15mm x 12mm	15mm x 18mm	16mm x 16mm	16mm x 17mm	20mm x 20mm
Applications	<ul style="list-style-type: none"> > Interior > Surface Mount > Cove & Contour > Display & Shelf > Low Depth 	<ul style="list-style-type: none"> > Interior > Surface Mount > Cove & Contour > Display & Shelf > Low Depth 	<ul style="list-style-type: none"> > Interior > Surface Mount > Cove & Contour > Display & Shelf > Low Depth 	<ul style="list-style-type: none"> > Interior > Surface Mount > Cove & Contour > Display & Shelf > Low Depth 	<ul style="list-style-type: none"> > Interior > Surface Mount > Cove & Contour > Display & Shelf > Low Depth
IP Rating	IP20	IP20	IP20	IP20	IP20
Lumen/m	500-2000	500-2000	500-2000	500-2000	500-2000
Wattage/m	3-13W	3-13W	3-13W	3-13W	3-13W
CRI	90	90	90	90	90
CCT	2200K, 2400K, 2700K, 3000K, 4000K, 5000K	2200K, 2400K, 2700K, 3000K, 4000K, 5000K	2200K, 2400K, 2700K, 3000K, 4000K, 5000K	2200K, 2400K, 2700K, 3000K, 4000K, 5000K	2200K, 2400K, 2700K, 3000K, 4000K, 5000K
Dynamic options			 Tunable white, RGBW	 Tunable white, RGBW	 Tunable white, RGBW
Rigid Version	LF10	N/A	N/A	LF16D	LF20D
					

THE LINEAR RANGE THAT YOU WOULD EXPECT FROM LIGHTGRAPHIX

Trusted by designers for precision, consistency, and total system integration. Our updated and extended Linear range brings that same expertise to flexible and rigid luminaires, giving you the freedom to create clean, continuous lines of light, perfectly matched in colour, quality, and performance across every application.

Colour-Matched

Developed using LightGraphix-engineered LED tape, tightly binned within a two-step MacAdam ellipse. Every luminaire is visually and chromatically matched across our full range from downlights and uplights to spotlights and linear delivering consistent light quality and tone throughout the project.

Precision-Cut

Every fitting is made to measure in our UK operations - cut, connected, moulded, and IP-tested in-house. With 1mm cutting accuracy and continuous lengths up to 2m, each product delivers technical precision and a flawless finish, ensuring your specification is realised exactly as intended.

Quality-Assured



Engineered with the same design principles and light engines as our flexible range, every LightGraphix Linear Rigid fitting undergoes full in-house quality testing to ensure output consistency, colour uniformity, and long-term thermal stability. Designed for longevity and absolute trust in architectural environments.

Built to Blend

Designed to give you ultimate flexibility for your lighting design, each Linear product integrates seamlessly with our wider portfolio. Flexible and Rigid options share the same light engines, allowing continuous lines of light that sit discreetly within the architecture and maintain design integrity.

Install-Ready

Engineered, assembled, and tested through our UK operations for dependable performance and rapid turnaround. Custom lengths, pre-moulded connections, and a 5-year warranty reduce on-site work, minimise risk, and ensure every luminaire arrives ready to install.



DIMENSIONS AND FIXING ACCESSORIES

Dimensions in mm

/NF No fixing

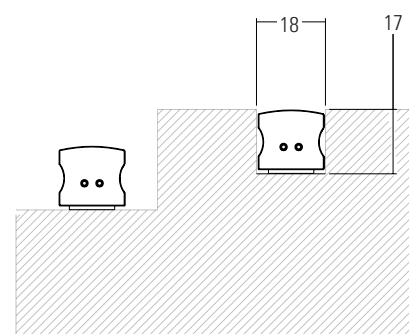
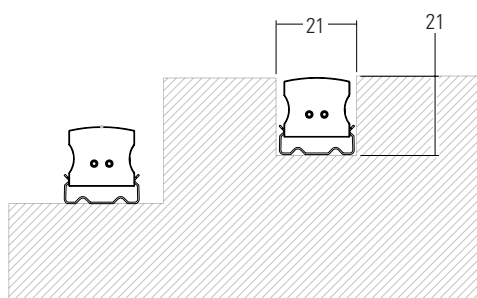
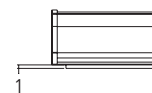
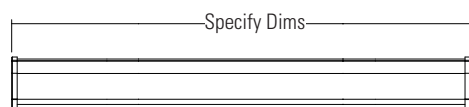
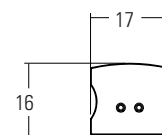
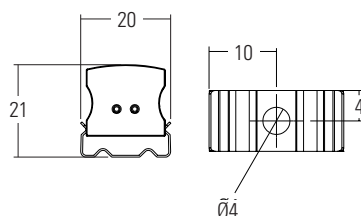
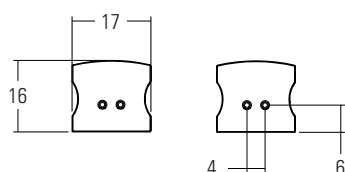
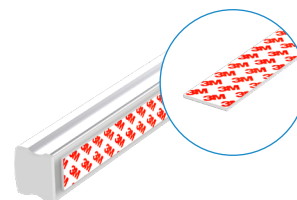

No fixing supplied. Product is bonded directly into mounting surface. Ideal for routed grooves in 30mm thick shelves.

/SC Spring Clips

Stainless steel fixing clips are ideal for exterior environments. For example under steps or around water features.

/3M 3M adhesive tape

3M adhesive tape is suitable for most applications and will provide a very good bond to metal, wood and painted surfaces. 1mm thickness allows for any bumps in the mounting surface. Ideal for routed grooves where the fitting needs to sit flush. Indoor only applications.



Example: LR17-LT500-3W/927/SC/2000mm

Light Engine & Drive Current	LED Colour	Fixing & Profiles	Length (2000mm Max)

Product Code	Power	Color/Temperature	Accessories
LT500	24V 3W/m	Super Warm White (2200K) /922	/NF
LT900	24V 6W/m	Very Warm White (2400K) /924	/SC
LT1400	24V 9W/m	Extra Warm White (2700K) /927	/3m
LT2000	24V 13W/m	Warm White (3000K) /930	
		White (4000K) /940	
		Cool White (5000K) /950	

To be used with 24V constant voltage LED Drivers and Controllers, We offer a range of drivers with 1-10V, DMX, and DALI dimming options. Please download the data sheet from the downloads section at www.lightgraphix.co.uk, or contact us for more information.