

LD71



Miniature Adjustable Low Glare LED Downlight

Data sheet - Page 1

LD71 is a miniature, adjustable LED downlight, ideal for display, niches or general downlighting effects. It is very discreet with the LED set back by 10mm to reduce the glare, with a maximum tilt of 25°. It utilizes the latest LED technology with a typical CRI of 93 in warm white. IP40 as standard, but can be specified IP54 for bathrooms or wet environments.

Key Features

- Very minimal depth and bezel diameter
- Adjustable with a 25° tilt
- High power for its size
- High efficiency optics specially designed for LightGraphix guarantee excellent beam spread and shape
- Recessed LED position for reduced glare
- Optional IP54 version for wet areas, comes with glass and gasket
- Hidden fixing options include spring clips
- Simple and fast installation
- Available with Switch, 0-10V, DMX, Dali or Mains dimmable drivers

Specification

Applications





Beam Angles	12°, 31°, 48°					
LED type	1 x Cree XPG2					
Colour temperature	2700K** / 3000K			5000K		
Drive Current (mA)	350	500	700	350	500	700
LED power* (W)	1.2W	1.7W	2.4W	1.2W	1.7W	2.4W
CRI (typical)	93	93	93	75	75	75
Forward voltage (V) ₁₀₀	3.0V	3.2V	3.4V	3.0V	3.2V	3.4V
Delivered lumens** (L ₁₀₀)	107	146	195	130	177	237
Lumens per circuit watt	89	86	81	108	104	99
LED lifetime (to 70% lumen maintenance)	50,000hrs at a max ambient temperature of 35°C (if specifying fitting in ambient temperatures of up to 45°C run at 500mA max, LD71-500)					
Materials	Anodised aluminium body, painted bezel					
Glass	1.2mm thick borosilicate (IP54 version only)					
Wiring	Comes pre-wired with 2x 200mm single core lead, can be specified with up to 3m of single core cable at extra cost					
IP rating	IP40 standard (optional IP54)					

*LED wattage includes losses associated with using an 85% efficient driver

** 2700K lumen output is 12% lower than the 3000K figure listed

4000K lumen output is 14% higher than the 4000K figure listed (80 CRI)



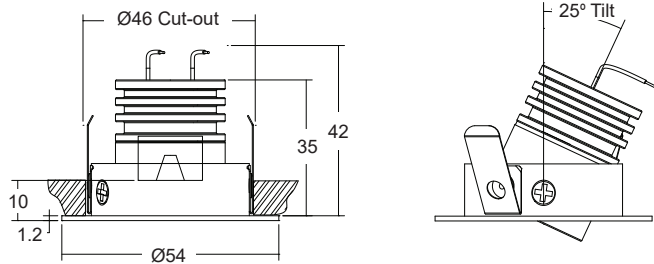
LD71



Miniature Adjustable Low Glare LED Downlight

Data sheet - Page 2

Dimensions



LED and optic position recessed by 10mm for reduced glare

Photometrics

Photometric files are included in the design pack which can be downloaded from the LD71 product page on the website.

Order Codes and Options

Product code	LED colour	Lens angle	IP rating	Finish
LD71 - 350 - 500 - 700	<input type="text"/>	<input type="text"/>	<input type="text"/>	<input type="text"/>

Example: LD71-700 / LW30 / MB / IP54 / White

Product codes with output options

1.2W LED at 350mA	LD71-350
1.7W LED at 500mA	LD71-500
2.4W LED at 700mA	LD71-700

LED colour options

LED colour options	Suffix
Super Warm White (2200K)	/LW22
Extra Warm White (2700K)	/LW27
Warm white (3000K)	/LW30
White (4000K) - on request	/LW40
Cool White (5000K)	/LW50
Blue	/LB
Green	/LG
Red	/LR
Amber	/LA

*Other LED colour temperatures are available. Please speak to a member of our sales team.

Beam / lens angle options

12° narrow spot	/NB
31° medium	/MB
48° wide	/WB

IP Rating

IP40 (dry internal use as standard)	/IP40
IP54 rated for moist environments	/IP54

Bezel finish options

Paint finish silver / black / white (RAL 9016) / antique bronze / satin antique brass / satin brass / RAL finish

Chrome finish (minimum order - please contact us)

Use with 350mA, 500mA or 700mA constant current LED drivers

We have a wide range of dimmable LED drivers, 0-10V, DMX, DALI and Mains dimmable. Please see the downloads section on our website:

To run 1-14 LD71-500 in series use a TXDEL500D (0-10V dimmable)

To run 1-13 LD71-700 in series use a TXDEL700D (0-10V dimmable)